


# What's New For Online Fundraising: Events and Peer-to-Peer



*Laura Dempsey*  
Charity Engagement Specialist  
[laurad@canadahelps.org](mailto:laurad@canadahelps.org)



*Pilar Albus*  
Charity Engagement Representative  
[pilara@canadahelps.org](mailto:pilara@canadahelps.org)

# CanadaHelps is a non-profit social enterprise serving charities & donors.



**CanadaHelps is a charity that helps charities.** We ensure all Canadian charities – most notably the smallest ones that need it the most – have access to the online fundraising tools, technology, and education they need to succeed. Because we're a charity, our fees are a fraction of those of the for-profit alternatives.



**For donors,** we offer a one-stop shop for supporting any registered Canadian charity online. CanadaHelps makes giving easy. Easily explore and discover new causes. Give once or monthly, donate securities, or increase your impact fundraising for charity. Enjoy instant or anytime access to all your charitable tax receipts.

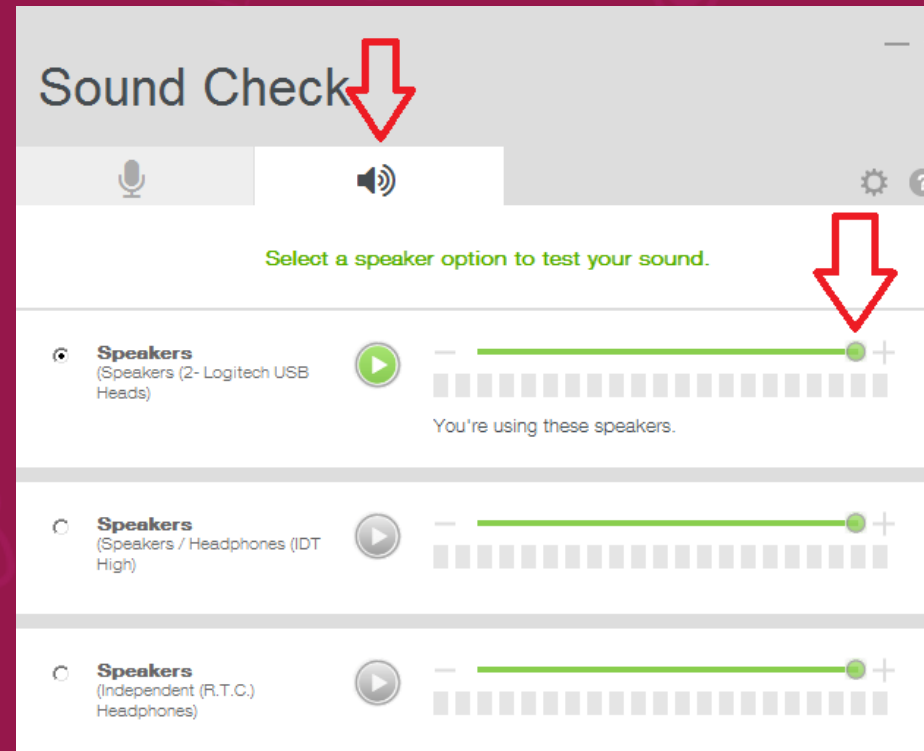
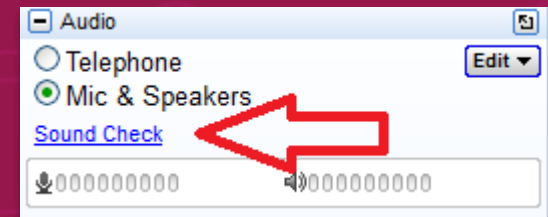


**At a glance:** Trusted for over 18 years, close to 20,000 charities rely on our non-commercial online fundraising platform and more than 2 million Canadians have given over \$1 billion using CanadaHelps. We have a spotless record for safe and secure payment processing & instant tax receipting.

# Webinar Reminders

## Trouble hearing us?

- Turn up your computer's volume.
- Click Sound Check under Audio in your GoToWebinar Panel.
- Select the speaker tab and then turn the volume on the speaker to the far right for maximum volume.



# Webinar Reminders

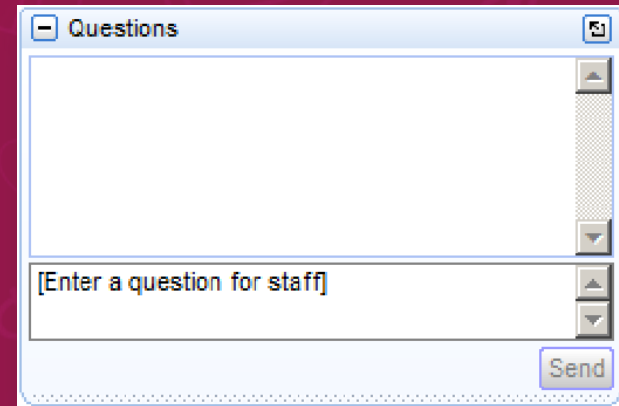
- **For the best webinar experience, close all other applications.**
- **Yes!**  
The links to the webinar slides and recording will be emailed to you within 24 hours. You'll be able to watch the recorded video on demand.



# Questions or Comments?

**You can hear us, but we can't you.**

**Have questions?  
Type them into the  
Questions Log at anytime.**



A screenshot of a web interface window titled "Questions". The window contains a large text input area with a vertical scrollbar on the right. Below the input area is a smaller text input field containing the placeholder text "[Enter a question for staff]". At the bottom right of the window is a "Send" button.

# Agenda

1. Intro
2. Events: How Can You Use It?
3. Set-Up Your Tickets and Split Receipt
4. Manage and Check-In Attendees
5. Peer-to-Peer: What is it?
6. How Can You Use it?
7. Creating Your Peer-to-Peer
8. The Fundraiser's Experience
9. Managing Your Peer-to-Peer
10. Q&A Period



# CanadaHelps Ticketed Events: What is it?



**An all-in-one events management platform that makes it easy to create beautiful, branded event pages, sell tickets and manage attendees for events of any size.**

# CanadaHelps Peer-to-Peer Fundraising: What is it?



**A multi-level tool enabling teams and individuals to leverage the power of their social networks to fundraise on your behalf.**



# Questions or Comments?

## Get in touch!



Laura Dempsey  
Charity Engagement Specialist  
laurad@canadahelps.org

Technical Support  
info@canadahelps.org



Pilar Albisu  
Charity Engagement Representative  
pilara@canadahelps.org

[Click here](#) to subscribe to our charity emails for the latest news about our fundraising tools and tips!



@CanadaHelps  
@CharityLifeCa

